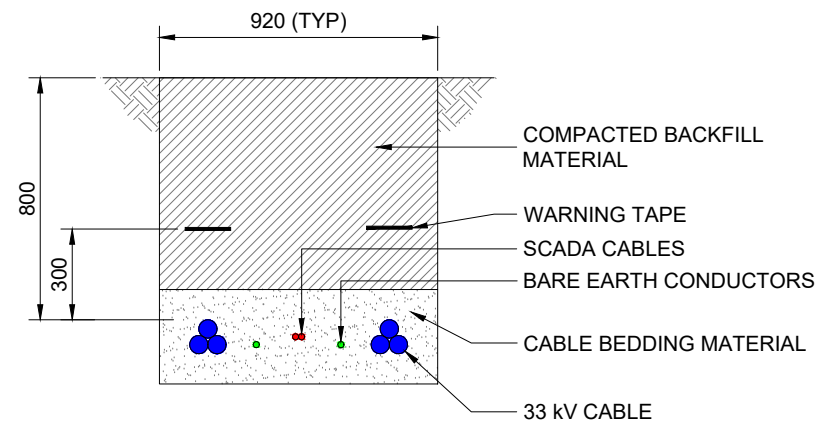
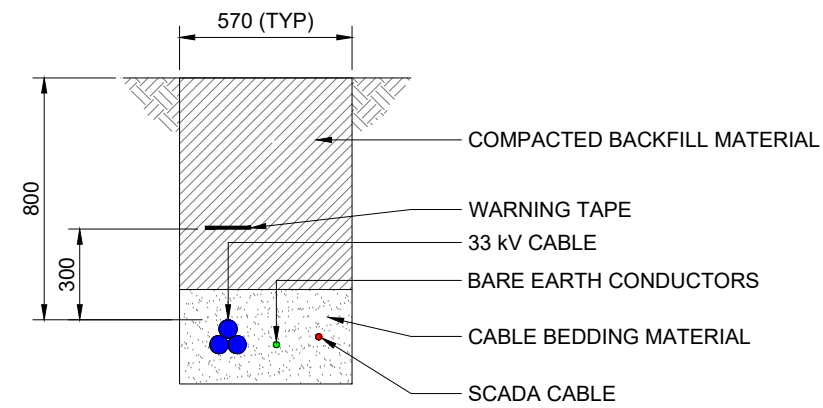


**MYNYDD MAEN
WIND FARM**

**FIGURE 3.10
TYPICAL CABLE
TRENCH DETAILS**



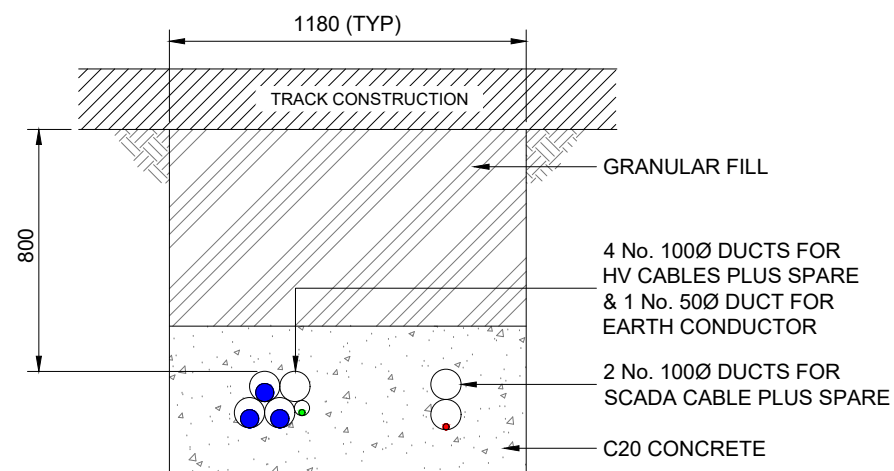
TYPICAL DOUBLE CIRCUIT CABLE TRENCH



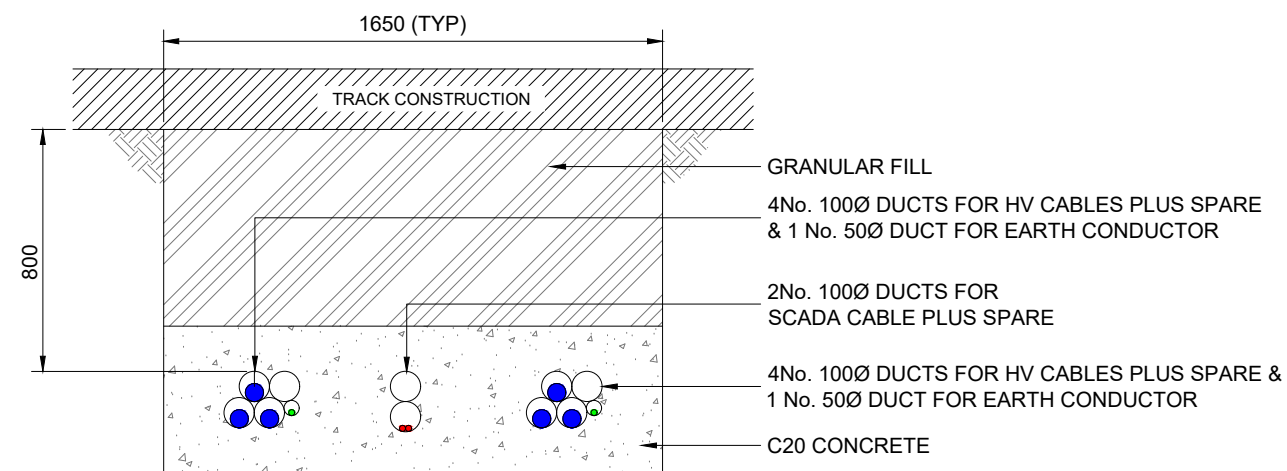
TYPICAL SINGLE CIRCUIT CABLE TRENCH

NOTES

1. THIS DRAWING IS INDICATIVE ONLY AND IS SUBJECT TO CHANGE AT THE DETAILED DESIGN STAGE.
2. ALL DIMENSIONS IN MILLIMETRES.



TYPICAL SINGLE CIRCUIT TRACK CROSSING



TYPICAL DOUBLE CIRCUIT TRACK CROSSING

LAYOUT DWG	N/A	T-LAYOUT NO.	N/A
------------	-----	--------------	-----

DRAWING NUMBER	04412-RES-CBL-DR-EE-001	REV	3
----------------	-------------------------	-----	---

SCALE - 1:25 @ A3

**ENVIRONMENTAL STATEMENT
2023**

THIS DRAWING IS THE PROPERTY OF RENEWABLE ENERGY SYSTEMS LTD. AND NO REPRODUCTION MAY BE MADE IN WHOLE OR IN PART WITHOUT PERMISSION